

Clima Elite 5800

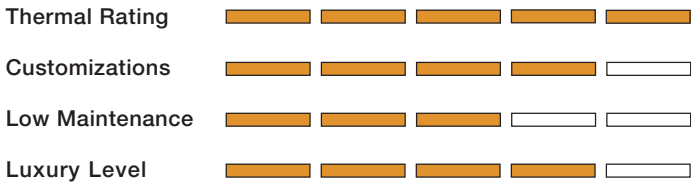
NEW



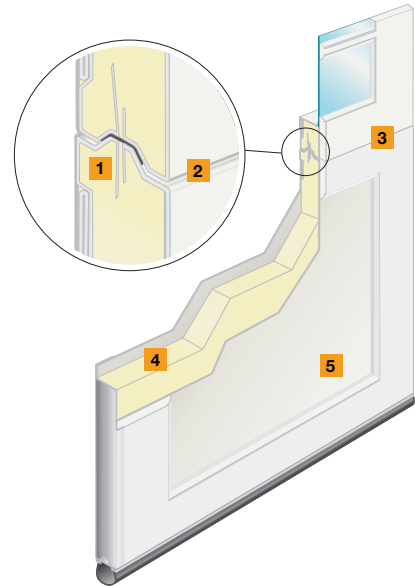
BEST

Door: Ltd Lifetime Hardware: 5 yr Springs: 3 yr

- R-15.7 Thermal Rating
- Steel Construction
- 2" Door
- White (Field Paint Option)
- 144 Panel + Window Designs
- 1-1/2" Polyurethane Insulation



SAFETY, INSULATION & STRENGTH



PANEL DESIGN OPTIONS

					1 D0LOS
					2 D1LOS
					3 D2LOS
					4 DALOS
					5 DVL0S
					6 D0L0A
					7 D1L0A
					8 D2L0A
					9 DAL0A
					10 DVL0A
					11 D0M0S
					12 D1M0S
					13 D2M0S
					14 DAM0S
					15 DVM0S
					16 D0M0A
					17 D1M0A
					18 D2M0A
					19 DAM0A
					20 DVM0A
					21 DXM0S
					22 DXMXS
					23 DKM0S
					24 DXM0A
					25 DXMXA
					26 DKM0A

Precise Thermal Break 1

Increased thermal efficiency is achieved by our conduction-resistant thermal break.

Insulated Tongue & Groove 2

Our joints are sealed with insulating foam and joint tape to reduce air flow and heat loss.

Custom Overlays on Smooth Polyurethane Insulated Panels 3

Custom-machined overlay material enables multitudes of design options along with the beauty of recessed window placement. Smooth, triple-reinforced steel extends across the entire section for robust hardware mounting. An internal steel layer creates additional stability.

Proprietary Urethane Blend 4

Perfected over generations, our precisely-engineered polyurethane outperforms its competitors in strength, energy efficiency, and density every time.

Steel Construction 5

Our top-of-the-line galvanized steel is treated with 4 layers of strength and weather resistance.

PANEL DESIGN GROUPS

				0 D00
				1 D10
				2 D20
				3 D30
				4 DA0
				5 DB0
				6 DV0
				7 DX0



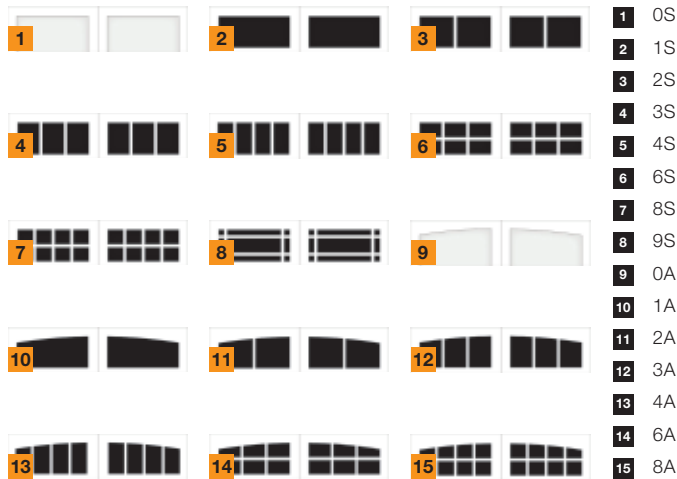
Section Detail

SECTION DETAIL

Our Clima Elite window mullion has no joints, attractive detailing, and crisp corners. Glass is sealed with bonding tape around the perimeter of the window and on the back of the grid, providing superior weather protection and greater ease when field painting.

WINDOW DESIGNS

GLASS OPTIONS



- 1 Clear
- 2 Bronze
- 3 Satin Etch
- 4 Gluechip
- 5 Privacy
- 6 Mistlite
- 7 Obscure
- 8 Gray

*Glass Options are available in uninsulated or insulated variants
 **Laminate glass options not available in insulated variant



USA
 Toll Free: 800.365.3667
 Email: info@hormann.us
 Website: hormann.us

Canada
 Toll Free: 866.792.9968
 Email: info@hormann.ca
 Website: hormann.ca

Mexico
 Toll Free: 52 (81) 8308 7481
 Email: info@hormann.com.mx
 Website: hormann.mx



AVAILABLE FROM:



Follow us on social media

