

# HÖRMANN

## Innovative Door Systems

RESIDENTIAL DOOR OVERVIEW

# Residential Pan Door Products

Steel Doors

## Superior Quality with Unmatched Value

### Pro Tech 2500

Residential Steel Pan Door

**VALUE**

 Door: Ltd Lifetime  
  Hardware: 2 yr  
  Springs: 3 yr

- R-7.4 with opt. Insulation
- Steel Front
- 2" Sections
- 12 Colors
- 4 Panel Designs
- 26 Window Designs

**Thermal Rating**   


**Customizations**   

**Low Maintenance**   


**Luxury Level**   

#### PANEL DESIGN OPTIONS


**1** Short Raised (Traditional)




**2** Long Raised (Ranch)




**3** Country



**4** Cottage



**5** Shaker



\*Medley designs available

#### COLOR OPTIONS

**1**  


**2**  


**3**  


**4**  


**5**  


**6**  


**7**  


**8**  


**9**  


**10**  


**11**  


**12**  


<p><b>1</b> White</p> <p><b>2</b> Sandstone</p> <p><b>4</b> Desert Tan</p> <p><b>5</b> Brown</p> <p>Color application method will be at the discretion of the manufacturer.</p>	<p><b>6</b> Teratone</p> <p><b>7</b> Hunter Green</p> <p><b>8</b> Black</p> <p><b>9</b> Golden Oak</p> <p><b>10</b> Medium Oak</p> <p><b>11</b> Walnut</p> <p><b>12</b> Rosewood</p>
---	--

All colors shown as accurately as printing technology allows.



## Sophisticated Engineering, Many Options

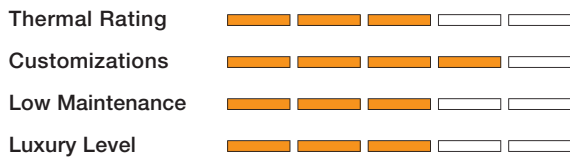
### Therma Tech 3400

Residential Sandwich Door

#### BETTER

Door: Ltd Lifetime Hardware: 3 yr Springs: 3 yr

- R-9.0 Thermal Rating
- Steel Front and Back
- 1½" Sections
- 13 Colors
- 7 Panel Designs
- 26 Window Designs



#### COLOR OPTIONS

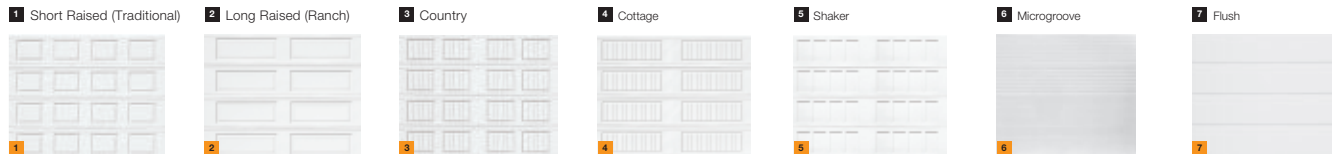


<ul style="list-style-type: none"> <li>1 White</li> <li>2 Sandstone</li> <li>3 Almond</li> <li>4 Desert Tan</li> <li>5 Brown</li> </ul>	<ul style="list-style-type: none"> <li>6 Teratone</li> <li>7 Black</li> <li>8 Hunter Green</li> <li>9 Golden Oak</li> <li>10 Medium Oak</li> <li>11 Walnut</li> <li>12 Rosewood</li> </ul>
---	--

Color application method will be at the discretion of the manufacturer.

All colors shown as accurately as printing technology allows.

#### PANEL DESIGN OPTIONS



\*Medley designs available



# Residential Polyurethane Products

Clima Tech 4400 - 1-1/2" Door

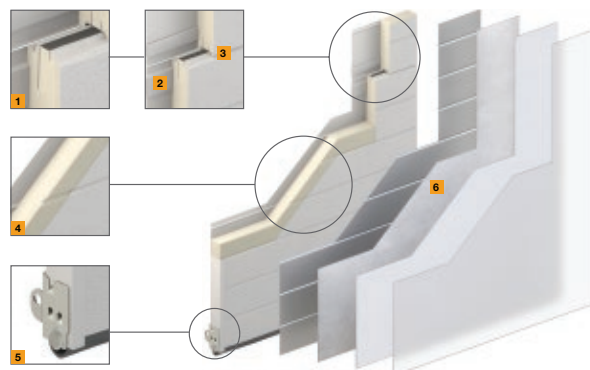
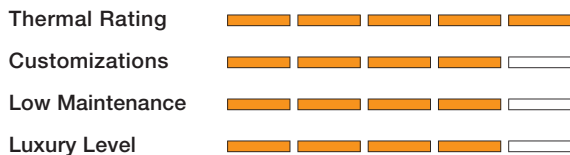
## Industry-Leading Insulation and Strength

### Clima Tech 4400

**BEST**


Door: Ltd Lifetime  
 Hardware: 4 yr  
 Springs: 3 yr

- **R-15.7** Thermal Rating
- Steel Front and Back
- 1-1/2" Sections
- 5 Colors + Custom Color
- 6 Panel Designs
- 26 Window Designs



- 1 Precise Thermal Break**  
Increased thermal efficiency is achieved by our conduction-resistant thermal break.
- 2 Reinforced Mounting Steel**  
Triple-reinforced steel fold extends across the entire section for robust hardware mounting. An internal steel layer creates additional stability.
- 3 Insulated Tongue & Groove**  
Joints are sealed with insulating foam and joint tape to reduce air flow and heat loss.
- 4 Proprietary Urethane Blend**  
Perfected over generations, our precisely engineered polyurethane outperforms competitors in strength, energy efficiency, and density every time.
- 5 Proprietary Safety Brackets**  
Reinforced bottom brackets and red safety screws create a double layer of built-in protection.
- 6 Flush**  
Flush panel design.

### PANEL DESIGN OPTIONS



★ Color Match Any Color in the Galaxy  
 ★ Cost-Effective  
 ★ More Durable Than Field Painting



# Residential Carriage Style Products

Steel and Aluminum Doors

## Solid Steel or Aluminum Construction with a Timeless Look

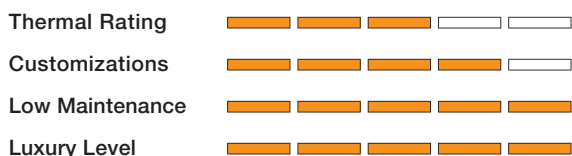
### Infinity Classic 7800

Premium Residential Aluminum Carriage House Door

**VALUE**

 Door: Ltd Lifetime  
  Hardware: 7 yr  
  Springs: 3 yr

- **R-5.6** With Opt. Insulation
- Aluminum
- 2" Sections
- Look of Real Wood
- 70+ Designs Available
- Extremely Easy to Maintain



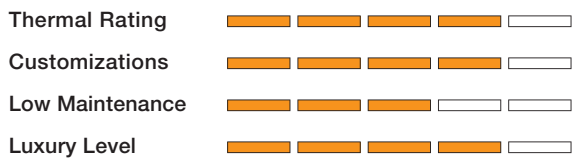
### Therma Style 5500

Residential Steel Carriage House Door

**VALUE**

 Door: Ltd Lifetime  
  Hardware: 5 yr  
  Springs: 3 yr

- **R-10.4**
- Steel Front and Back
- 2" Sections
- Standard White Color
- 60+ Designs Available
- May Be Field Painted



# Residential Pinch Resistant Products

Steel and Aluminum Doors

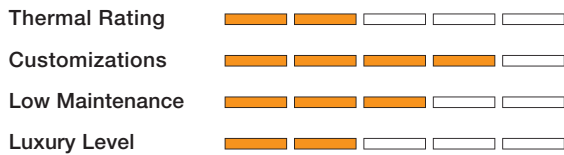
## Precision Engineering and Maximum Safety

### Pro Safe 2100

Formerly marketed as Gemini 2100

VALUE		
Door: Ltd Lifetime	Hardware: 3 yr	Springs: 3 yr

- R-7.4 with opt. Insulation
- Steel Front
- 2" Sections
- 12 Colors
- 4 Panel Designs
- 26 Window Designs

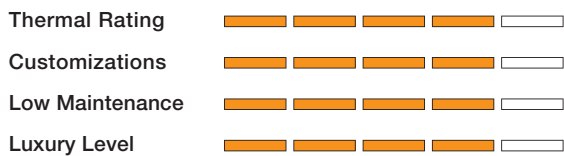


### Therma Safe 3200

Formerly marketed as Orion 3200

GOOD		
Door: Ltd Lifetime	Hardware: 4 yr	Springs: 3 yr

- R-9.0 Thermal Rating
- Steel Front and Back
- 2" Sections
- 12 Colors
- 6 Panel Designs
- 26 Window Designs



# Residential Pinch Resistant Products




Steel and Aluminum Doors

## European Standards and Superior Style

### Style Safe 5200/5250

Residential Steel Carriage House Door

#### BETTER

 Door: Ltd Lifetime  
  Hardware: 6 yr  
  Springs: 3 yr

- R-6.9
- Steel Front and Back
- 2" Sections
- Standard White Color
- 6 Panel Options Available
- Galaxy Paint System Available




Thermal Rating	
Customizations	
Low Maintenance	
Luxury Level	



### Classic Safe 7200

Residential Aluminum Full View Door

#### BEST

 Door: Ltd Lifetime  
  Hardware: 8 yr  
  Springs: 3 yr

- Anodized Aluminum
- Excellent Strength
- 1-3/4" Sections
- Multiple Glazing Options
- Panel Options Available
- Galaxy Paint System

Thermal Rating	
Customizations	
Low Maintenance	
Luxury Level	



# Residential Wood Products




Handcrafted Luxury

## High-End, Handcrafted, and Elegant

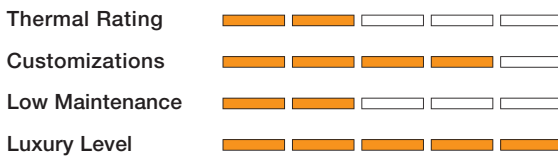
### Heritage C-Series

Sophisticated Wood Door

**BEST**

 Door: 1 yr    
  Hardware: 5 yr    
  Springs: 3 yr




- **R-6.18**
- Natural Wood
- 2-7/8" Sections
- Various Wood Types Available
- 60+ Designs Available
- Many Glass Options



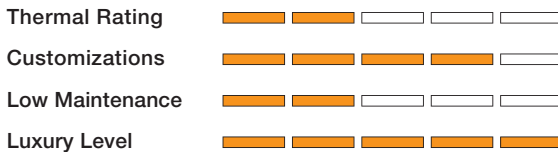
### Heritage E-Series

Elegant Wood Door

**BETTER**

 Door: 1 yr    
  Hardware: 5 yr    
  Springs: 3 yr




- **R-6.18**
- Natural Wood
- 2-1/4" Sections
- Elegant Wood Designs
- 70+ Designs Available
- Many Glass Options



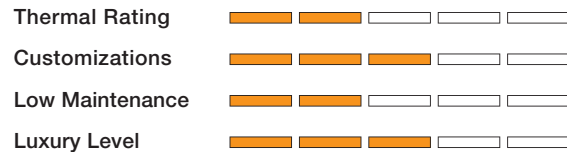
### Heritage Builder

Excellent Value Wood Door

**VALUE**

 Door: 1 yr    
  Hardware: 5 yr    
  Springs: 3 yr

- **R-6.18**
- Natural Wood
- 2-1/4" Sections
- Value Wood Door Option
- Standard Unfinished
- Many Glass Options







DID  
YOU  
KNOW



---

**1** ALL YOU NEED IS ONE  
MANUFACTURER OF  
HIGH PERFORMANCE,  
RESIDENTIAL AND  
COMMERCIAL DOORS.

---

Hörmann not only manufactures the highest quality sectional doors, but we also lead the industry in the high-performance door market. We're the world's leading producer of high-performance doors with the largest high-performance door manufacturing facilities under one roof in both the US and Canada.

# Commercial Sectional Products

Pan, Sandwich, and Polyurethane Doors

## We Offer a Solution for Any Application

Hörmann's **state-of-the-art** production facilities empower us to produce the **highest quality** commercial sectional doors available today. Our products meet the demands of all types of industries, and come with a **wide array of customizations** and options. In addition to our original core product lines, we now offer industry-leading **polyurethane** insulated products **made in the heart of the USA.**



## Commercial Tongue and Groove Products



255P / 254P / 250P

- 2" Sections
- Tongue & Groove Section Joints
- 25, 24, or 20 Gauge Steel
- Insulation Optional



440U

■ NEW

- 1-1/2" Sections
- Tongue & Groove Section Joints
- 25 Gauge Steel
- Polyurethane Insulation
- **R-Value: 15.7**



450U

■ NEW

- 2" Sections
- Tongue & Groove Section Joints
- 25 Gauge Steel
- Polyurethane Insulation
- **R-Value: 18.4**



340S / 350S / 354S

- 1-1/2" or 2" Sections
- Tongue & Groove Section Joints
- 25 or 24 Gauge Steel
- Polystyrene Insulation
- **R-Value: 9.0 or 10.4**

## Commercial Pinch Resistant Products

225P / 224P

- Commercial Pan Door
- 2" Sections
- Non-insulated

325S / 324S

- 2" Sections
- Polystyrene Insulation
- **R-Value: 8.9**

425U

- 1-3/4" Sections
- Polyurethane Insulation
- **R-Value: 16.1**

720A

- 1-3/4" Sections
- Glazed Aluminum Sections
- Galaxy Paint System


# HÖRMANN NORTH AMERICA



Sparta, TN - North American Headquarters / Sectional Doors

## SIX PRODUCTION PLANTS, ONE FAMILY

As one of the world's leading manufacturers of door systems, we're committed to providing the best quality, value, and selection. Whether residential, commercial or industrial, we have the solutions you're looking for. Each Hörmann product gives you the perfect array of benefits and options to satisfy your customers.



Puyallup, WA



Montgomery, IL



Barrie, ON Canada



Burgettstown, PA



Imperial, PA

### USA

Toll Free: 800.365.3667  
Email: [info@hormann.us](mailto:info@hormann.us)  
Website: [hormann.us](http://hormann.us)

### Canada

Toll Free: 866.792.9968  
Email: [info@hormann.ca](mailto:info@hormann.ca)  
Website: [hormann.ca](http://hormann.ca)

### Mexico

Toll Free: 52 (81) 8308 7481  
Email: [info@hormann.com.mx](mailto:info@hormann.com.mx)  
Website: [hormann.mx](http://hormann.mx)



AVAILABLE FROM:



PN 27775150

Follow us on social media



We reserve the right to change specifications without notice. ©Hörmann (Issue 2.2025)