



# HD SERIES RUBBER DOORS

High-performance industrial rubber doors  
Tough and reliable for your challenging environments



# HD SERIES Rubber Doors

Building on a strong legacy





**Our rubber door design originates from the mining industry, so it's in our DNA to design doors that can withstand the most demanding conditions**

NEARLY TWO DECADES AGO, TNR INDUSTRIAL DOORS LAUNCHED THE HD SERIES RUBBER DOOR DESIGN.

Recognizing a gap in the marketplace for a heavy duty industrial door, TNR started right at the drawing board, designing an indestructible door that was tough and reliable in even the harshest environments. Today, Hörmann continues to manufacture the patented HD SERIES rubber door systems with superior performance and reliability. The heavy duty industrial rubber door is a proven door system for mining, energy, manufacturing, transportation, parking and other challenging environments. Our HD SERIES doors are recognized across the industry as a time-proven and effective solution for all troublesome door openings.

The fundamentals of the original HD SERIES design have been the key to our success and have been carried forward into the latest rubber door models that Hörmann now brings to the market.



**Limited  
Lifetime  
Warranty**

**Exclusive limited lifetime warranty**

Our HD SERIES rubber curtain, Curtain Loks™ and NEWGEN® guides are so tough and reliable that they are warranted for the lifetime of the door.

# Designing custom rubber door solutions

A sound investment with unquestionable payback





## **Doorways in your operation are inevitable; it's what you put in them that makes a difference**

Each HD SERIES rubber door solution is custom built. Hörmann rubber doors' unique product capabilities have revolutionized the door industry by providing a more reliable, more durable, longer lasting performance with greater impactability. Hörmann doors will substantially reduce your long-term cost of ownership and provide the lowest life cycle cost available.

Hörmann provides the industry's most reliable and durable door systems. Depending on the application, the typical return on investment is 12-36 months, when considering the following criteria:

- Increased Productivity
- Energy Savings
- Maintenance Savings
- Minimized Downtime
- Energy Efficiency Rebates
- Enhanced Safety & Security



Hörmann will design and build a custom rubber door for your application that takes aim at reducing your operating costs. We have a broad range of HD SERIES rubber door models that we will custom build to your needs and specifications for use in any of our key industry segments:

- Mining & Industrial
- Food & Beverage
- Parking & Automotive
- Logistics & Transportation

# Enhanced Features of the HD SERIES

Easier installation, less maintenance, great reliability



## **GALVANIZED MOUNTING ANGLES** 1

Galvanized steel mounting angles are the backbone to the heavy duty rubber door. The new HD SERIES door mounting angles are light and easy to install, and by clever design are effective in providing a strong backbone for our rubber doors.



## **NEWGEN® ALUMINUM GUIDES WITH INTEGRATED LIGHT CURTAIN** 2

The patented NEWGEN® guide has been a key element of Hörmann's rubber door rugged reliability in the past two decades. The extruded aluminum NEWGEN® guides ensure consistent curtain release when the door is impacted while significantly reducing reset time and cost since no guide gap maintenance is required.

The aluminum guides include an integrated channel for our new 92 inch tall monitored light curtains. This ensures safe, consistent operation and protects the light curtains from damage.



### ALUMINUM PIVOTING BOTTOM BAR FOR EASY RESET AFTER AN IMPACT 3

Hörmann's patented pivoting aluminum bottom bar is featured on the full line of new HD SERIES doors providing innovative, aesthetically pleasing design and high-performance in all types of applications including high-wind applications without the need for a traditional wind bar.



### LOW MAINTENANCE DRIVE SYSTEM WITH VARIABLE FREQUENCY DRIVE 4

Increasingly, end users are looking for the reliability and low maintenance that a direct drive system brings to high-performance doors.

The HD SERIES Direct Drive models now use standardized components across all Hörmann products with the Smart Start NXT control box and the most advanced GfA operators. This means easier set up and installation and greater familiarity for our dealers when installing, programming and troubleshooting with full support of the Hörmann Service Support App.



NEW from Hörmann



**Soft-Start  
Soft-Stop**

A springless direct drive system on a Hörmann rubber door provides a system that is simple to install, low maintenance and performs well in rugged environments where high-speed operation is a must. Applications such as transit, airport and rail maintenance shops are ideal applications. A variable frequency drive (VFD) provides soft start and soft stop, ensuring smooth operation and extended life of the mechanical system.



### Warranty

The VFD direct drive design enables us to include our 5 and 2 warranty, ensuring reliable and dependable operation with:

- 5 years or 1,000,000 cycles on operators with VFD
- 2 years on all other mechanical components
- 2 years on electrical components



MODEL HD-DD 3065 Direct drive system (hoods optional)







MODEL HD-DD 3065 in a rail transit maintenance facility



**HD SERIES Direct Drive models include three models that meet a wide range of needs and budgets: the HD-DD 3065 rubber door and its low headroom option, HD-DD 2555, and the HD-HD 2565 hybrid door.** The HD-DD 3065 and the HD-DD 2555 offer the full heavy duty rubber door design for harsh, demanding environments with the HD-DD 2555 fitting into as little as 20 inches headroom. The HD-HD 2565 offers a hybrid alternative of a lighter rubber curtain or 88 ounce fabric curtain. These provide speed and durability for less demanding environments while maintaining all the benefits of Hörmann's direct drive system.

### **Typical Applications**

Logistics & Transportation

Waste Management

→ Refer to the table on page 14 for detailed product features and specifications.



MODEL HD-CD 3025 in a mining truck maintenance shop

**NEW** from Hörmann



**Soft-Start  
Soft-Stop**

**HD SERIES CHAIN DRIVE** model HD-CD 3025 uses a high-performance helical gear operator and chain drive to open the door at up to 24 inches per second. This drive system is controlled by a Programmable Logic Controller (PLC) and VFD with soft-start and soft-stop that provides smooth, quiet operation, reduced wear-and-tear and long life. The versatile PLC allows for easy addition of a wide range of activation and safety devices often required in high-traffic door applications.

### Typical Applications

Manufacturing

Logistics & Transportation

→ Refer to the table on page 14 for detailed product features and specifications.





## ELIMINATING THE COUNTERBALANCE SPRINGS

makes this Hörmann rubber door model extremely reliable in very high-cycle environments. These high-speed, high-performance door systems are particularly well suited for applications where high door speeds are required in openings that also experience very high traffic. Vehicle impacts are quickly reset, keeping traffic flowing reliably in these demanding applications.





### Warranty

The chain drive springless design enables us to include our 5 and 2 warranty, ensuring reliable and dependable operation with:


- 5 years or 1,000,000 cycles on operators with VFD
- 2 years on all other mechanical components
- 2 years on electrical components

MODEL HD-CD 3025 Springless, chain drive system





MODEL HD-SD 3050 High-speed, spring counterbalanced, chain drive system



MODEL HD-SD 3020 Economy, spring counterbalanced, chain drive system

**NEW from Hörmann**

**HD SERIES SPRUNG DRIVE** doors with chain drive and spring counterbalance outperform all other door systems in the most rugged and abusive environments. The typically harsh environments of heavy industrial applications are where these extremely reliable doors are most valuable. These industries often require large doorways to accommodate large equipment, where the HD SERIES are ideal to fill the void left by other high-performance doors.

The HD SERIES chain drive, spring counterbalanced product offering includes the premium HD-SD 3050 High-speed model which is equipped with a high-performance helical gearhead operator to open the door at up to 48 inches per second. The HD-SD 3020 economy model gets the job done with a basic right-angle gearhead operator, opening the door at up to 18 inches per second. For very low frequency door openings the HDM-1500 manually operated rubber door provides the most economical door solution.

→ Refer to the table on page 14 for detailed product features and specifications.

MODEL HD-SD 3050 in a manufacturing plant





MODEL HD-SD 3020 in a vehicle service bay

**THE HD-SD 3050** operator is controlled by a programmable logic controller with a variable frequency drive in a NEMA 4 enclosure for precision control and durability. The **HD-SD 3020** uses relay logic and contactors in a NEMA 1 operator mounted control box (OMC). Upgraded controller options are available for a wide range of applications covered by these versatile doors.

Both models are counterbalanced by standard springs rated for 100,000 or 50,000 cycles depending on the size of the door. Upgrades for 200,000 cycles in higher traffic applications are available.

### Typical Applications

Mining & Industrial  
Waste Management  
Logistic & Transportation



### Warranty

The chain drive sprung design includes our 5 and 2 warranty, ensuring reliable and dependable operation with:

- 5 years or 1,000,000 cycles on operators with VFD
- 2 years on all other mechanical components

# Equipment features

Heavy Duty, High-performance rubber doors

Door Type	HD-HD 2565 Direct Drive Hybrid	HD-DD 3065 Direct Drive	HD-DD 2555 Direct Drive Low Headroom	HD-CD 3025 Chain Drive	HD-M 1500 Sprung Drive Manual	HD-SD 3020 Sprung Drive Economy	HD-SD 3050 Sprung Drive High-Speed
<b>Suitable application</b>	interior exterior	interior exterior	interior exterior	interior exterior	interior exterior	interior exterior	interior exterior
<b>Size range</b>							
Maximum opening width, depending on height (ft)	25	30   20	25	20   25   30	15	25   30	25   30
Maximum opening height, depending on width (ft)	22	21   30	17	30   22   17	15	30   20	30   20
<b>Speed</b>							
Maximum Opening Speed (in/s)	up to 63	up to 64	up to 55	up to 24	-	up to 18	up to 48
Maximum Closing Speed (in/s)	up to 29	up to 30	up to 30	up to 12	-	up to 18	up to 32
<b>Headroom</b>							
Minimum Headroom, doors up to 17 ft high (in)	25½	32½	20	32½	32½	32½	32½
Minimum Headroom, doors over 17 ft high (in)	25½	37	-	37	-	37	37
Minimum Headroom, doors up to 45 ft high (in)	-	-	-	-	-	-	-
<b>Curtain retention</b>							
NEWGEN® Guide and Curtain Loks™	●	●	●	●	●	●	●
Wind Load, door closed - 20 psf (958 Pa, 1.38 bar) or 88 mph (141 km/h)	●	●	●	●	●	●	●
Weighted Bottom Bar, increased windload protection (standard on door width ≥12 ft)	○	○	○	○	○	○	○
<b>Curtain</b>							
88 oz (2.5 mm) thick Vinyl fabric (Blue, Grey, Orange)	●	-	-	-	-	-	-
5/32 in (4 mm) thick SBR rubber (Black)	○	-	-	-	-	-	-
1/4 in (6 mm) thick SBR rubber	-	●	●	●	●	●	●
1/4 in (6 mm) thick EPDM rubber	-	○	○	○	○	○	○
1/4 in (6 mm) thick MSHA self-extinguishing rubber (Black only)	-	○	○	○	○	○	○
Windows, 16 in x 16 in	○	○	○	○	○	○	○
<b>Curtain colors</b>							
Standard colors	●	●	●	●	●	●	●
Special colors	○	○	○	○	○	○	○
<b>Thermal insulation</b>							
U-value	Imperial BTU/(h·ft²·°F)	Metric W/(m²·K)	Consult factory	Consult factory	Consult factory	Consult factory	Consult factory
<b>Drive system</b>							
Direct Drive Operator, Springless	●	●	●	-	-	-	-
Chain Drive Operator, Springless	-	-	-	●	-	-	-
Chain Drive Operator, Counterbalance Springs, 50K cycles	-	-	-	-	-	●	●
Chain Drive Operator, Counterbalance Springs, 100K or 200K cycles	-	-	-	-	-	○	○
Power Supply, 3-phase 208 V to 575 V	●	●	●	●	-	●	●
Power Supply, 1-phase 208 V to 240 V	-	-	-	○	-	-	○
<b>Emergency manual opening</b>							
Chain hoist	●	●	●	●	●	●	●
Hand crank	○	○	○	-	-	-	-

● = Standard  
○ = Optional

## Standard color rubber



RAL 9005 Jet black

## Special colors rubber



RAL 5017 Traffic blue



RAL 7037 Dusty grey

## Standard colors vinyl



RAL 5005 Signal blue




RAL 7011 Iron grey



RAL 2004 Pure orange

# Controls and Accessories

For Heavy Duty, High-performance rubber doors



## Smart Start NXT

N4X (IP66) powder coated cabinet

### Operation

Open / Stop / Close membrane push button, emergency-stop button, 4 x 7-segment display for information on door functions, lockable main switch, variable frequency drive

### Function

Automatic timer to close, safety light curtain - Stop and re-open

### Options

Traffic light, flashing warning light, intermediate stop, Stainless steel cabinet N4X (IP66)

### Wiring

3 phase, 208 V - 575 V, 60 Hz

### Housing dimensions

20 x 24 x 10½ inch



## TNR PLC or Relay Logic

N4X (IP66) powder coated cabinet

### Operation

Open / Close push button, emergency-stop button, variable frequency drive or contactors

### Function

Automatic timer to close, safety light curtain - Stop and re-open

### Options


Timer to close, Lite-Advance, N4 (IP66) or N4X (IP66)

### Wiring

3 phase, 208 V - 575 V, 60 Hz with contactors or variable frequency drive  
1 phase, 208 V - 230 V, 60 Hz with variable frequency drive

### Housing dimensions

20 x 24 x 10½ inch



## Operator Mounted Controls

N1 (IP10), powder coated enclosure - Controls integral to operator

### Operation

Open / Stop / Close push button station included, contactors

### Function

Photoeyes and reversing edge - Stop and re-open

### Options

Timer to close, Lite-Advance, N4 (IP66) or N4X (IP66)

### Wiring


3 phase, 208 V - 575 V, 60 Hz

### Housing dimensions


8 x 13¾ x 5 inch

## LZR-WIDESCAN


Laser-based motion, presence and safety



## LED Lite-Advance



## Ground Loop Activation



# HÖRMANN NORTH AMERICA



Sparta, TN - North American Headquarters / Sectional Doors

## FIVE PRODUCTION PLANTS, ONE FAMILY



Puyallup, WA - Sectional Doors



Montgomery, IL - Sectional Doors



Barrie, ON Canada - High Performance Doors



Burgettstown, PA - High Performance Doors

As one of the world's leading manufacturers of doors we're committed to providing the best quality, value, and selection. Whether residential, commercial or industrial, we have the door you're looking for. Each Hörmann product gives you the perfect array of benefits and options to satisfy your customers.

**USA**  
Toll Free: 800.365.3667  
Email: [info2@hormann.us](mailto:info2@hormann.us)  
Website: [hormann.us](http://hormann.us)

**Canada**  
Toll Free: 866.792.9968  
Email: [info@hormann.ca](mailto:info@hormann.ca)  
Website: [hormann.ca](http://hormann.ca)



Follow us on social media



AVAILABLE FROM:

