MODEL: SR9500LS	
CUSTOMER: -	
ADDRESS: -	
CITY & STATE: -	
JOB: -	
LOCATION: -	
COMPANY: -	

SIZE: DW=		DH=					
MOTOR LOCATION:	RIGHT	_			LEFT	_	
CONTROL BOX LOCATION:	RIGHT	_			LEFT	_	
VOLTAGE: [1]208V	_	230V	_	460V	_	[2]575V	_
VISION AREA:							
# OF VISION PANELS:	-	STARTING AT				-"	
OPTIONS:							
3 BUTTON PUSH STATION						-	
INDUCTION LOOP						-	
MOTION DETECTOR [3]						-	
LIGHT CURTAINS [3]						-	
UL325 THRU-BEAM (1)						-	
UL325 THRU-BEAMS (2)						-	
PNEUMATIC WIRELESS REVERSING EDGE						-	
						-	

NOTES:

1. STEP UP TRANSFORMER REQUIRED FOR VOLTAGES UNDER 230VAC
2. STEP DOWN TRANSFORMER REQUIRED FOR VOLTAGES OVER 460VAC
3. CONTROL BOX 24VDC ACCESSORY SUPPLY LIMITED TO 150mA. AUXILIARY POWER SUPPLY REQUIRED IF LIMITATIONS ARE SURPASSED.

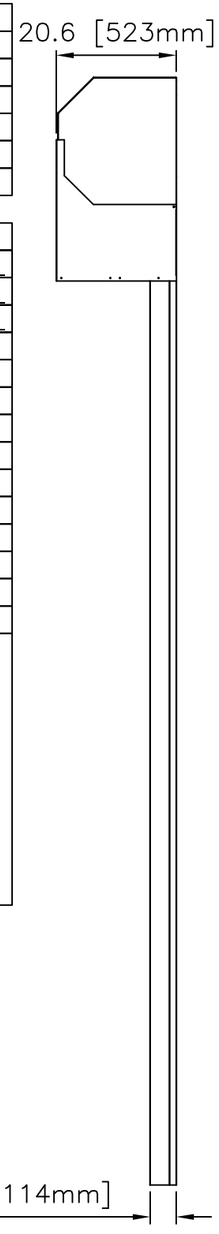



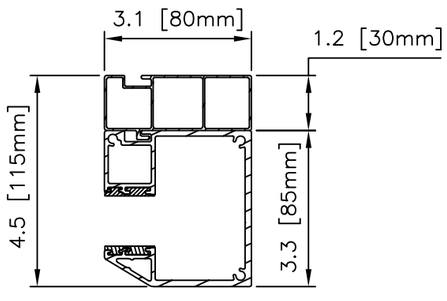

MATERIAL
–

WE RESERVE THE RIGHT TO CHANGE SPECIFICATIONS WITHOUT NOTICE

GENERAL TOLERANCES ACC. TO DIN ISO 2768–MK
PLASTIC MOLDED PARTS ACC. TO DIN 16901–130
GEOMETRICAL TOLERANCES ACC. TO DIN ISO 1101

REV.	DESCRIPTION	DATE	ECN	BY
–	-	–	–	–
–	-	–	–	–
–	-	–	–	–
–	-	–	–	–
–	-	–	–	–
–	-	–	–	–
–	-	–	–	–

HÖRMANN
117 STARPOINTE BOULEVARD
BURGETTSTOWN, PA 15021–9506
PH: +1 (800) 365–3667 FAX: 724.385.9151
www.hormann.us

TITLE: LAYOUT WITH HOOD			
MODEL: SR9500 LS		PART #:	–
DRAWING #:	–	PAPER SIZE:	ANSI "B"
PAGE:	1 OF 1	SCALE:	1:1
QTY: –	ENGINEER: GJB	DRAWN:	03/06/2020