



FingerGuard™ COMMERCIAL SANDWICH PRODUCTS

Complete Line of Commercial Finger Pinch Resistant Steel Sandwich Doors

HÖRMANN

Product Details

Pinch Resistant Steel Commercial Sandwich Doors

WARRANTY INFORMATION



Door: 10 yr



Hardware: 1 yr



Springs: 1 yr

- **R-8.9**
- Steel front and back
- 2" Section Thickness
- 4 Color Options + Galaxy Paint
- 3 Window Designs
- Superior Pinch Resistant Safety

Thermal Rating




Durability




Low Maintenance



325S and 324S panels are available with stucco embossment in microgroove design.



325S and 324S panels are all available with woodgrain embossment in flush design.



325S and 324S panels are available with woodgrain embossment in short raised panel design in certain configurations.

Window Design Options



1

1 Window 24" X 8"



2

2 Window 24" X 12"



3

3 Opti-View Sections

For the 325S and 324S, windows are available standard in black and optional white or brown.

Sandstone Flush Panel with Opti-View Windows



White Microgroove Panel with Opti-View Windows



White Short Raised Panel without Windows



FingerGuard™ Pinch Resistant



Product Options

Pinch Resistant Steel Commercial Sandwich Doors for Ultimate Safety and Strength

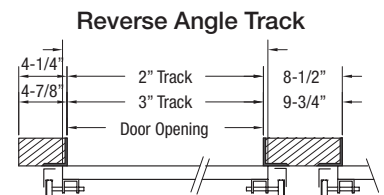
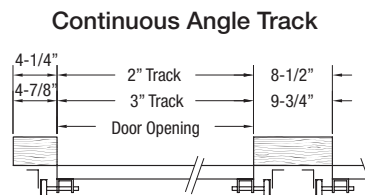
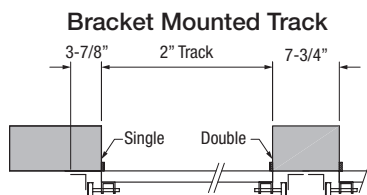
OPTIONS KEY:
 ● = Standard
 ○ = Optional
 - = Unavailable

Door Model	325S Standard Duty	324S Heavy Duty
Max Door Size	22'2" x 18'	22'2" x 18'
Steel Gauge	25 ga.	24 ga.
Design Options		
Microgroove	●	●
Short Raised Panel (available up to 20'2" width)	●	●
Flush	●	●
Texture		
	Stucco: Microgroove Wood Grain: Short Raised Panel or Flush	Stucco: Microgroove Wood Grain: Short Raised Panel or Flush
Color Options		
White	●	●
Brown	●	●
Sandstone	●	●
Industrial Grey	○	-
Galaxy Paint	○	○
Glass Options		
24x6 or 24x12 Black Frames	●	●
24x6 or 24x12 White Frames	○	○
24x6 or 24x12 Brown Frames	○	○
Opti-View Sections	○	○
Rope		
	●	●
Locks		
Slide Lock	●	●
T-Handle	○	○
Cylinder	○	○
Mini-Warehouse	○	○

ADDITIONAL OPTIONS

- 13 ball bearing sealed rollers 2" & 3"
- Higher Cycle Spring options: (25K, 50K & 100k)
- Optional Weather Seals: Vinyl Door Stop, Reverse angle jamb seal, header seal and bottom astragal standard & oversized

Commercial Track Mounting Options



Typical Construction for Reverse Angle
 Door Width = Door Opening Width + 2
 (i.e. 8'2", 10'2", 16'2", 20'2" etc.)

HÖRMANN NORTH AMERICA



Sparta, TN - North American Headquarters / Sectional Doors

FIVE PRODUCTION PLANTS, ONE FAMILY



Puyallup, WA - Sectional Doors



Montgomery, IL - Sectional Doors



Barrie, ON (CAN) - High Performance Doors



Burgettstown, PA - High Performance Doors

As one of the world's leading manufacturers of doors we're committed to providing the best quality, value, and selection. Whether residential, commercial or industrial, we have the door you're looking for. Each Hörmann product gives you the perfect array of benefits and options to satisfy your customers.

Call toll free

Eastern & Central US: 877.654.6762
Western US: 800.522.2264
Canada: 833.743.2443

Contact

Email: info@hormann.us
Website: hormann.us

Follow us on social media



AVAILABLE FROM:

