

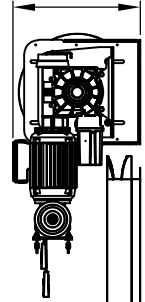
MODEL: SR9500LS
CUSTOMER: -
ADDRESS: -
CITY & STATE: -
JOB: -
LOCATION: -
COMPANY: -

SIZE: DW=	DH=		
MOTOR LOCATION: RIGHT	LEFT		
CONTROL BOX LOCATION: RIGHT	LEFT		
VOLTAGE: <sup>1</sup> 208V	230V	460V	<sup>2</sup> 575V
VISION AREA:			
# OF VISION PANELS:	-	STARTING AT	in
OPTIONS:			
3 BUTTON PUSH STATION	-		
INDUCTION LOOP	-		
MOTION DETECTOR <sup>3</sup>	-		
LIGHT CURTAINS <sup>3</sup>	-		
UL325 THRU-BEAMS (1)	-		
UL325 THRU-BEAMS (2)	-		
PNEUMATIC WIRELESS REVERSING EDGE	-		

NOTES:

- STEP UP TRANSFORMER REQUIRED FOR VOLTAGES UNDER 230VAC
- STEP DOWN TRANSFORMER REQUIRED FOR VOLTAGES OVER 460VAC
- CONTROL BOX 24VDC ACCESSORY SUPPLY LIMITED TO 150mA. AUXILIARY POWER SUPPLY REQUIRED IF LIMITATIONS ARE SURPASSED.

17.3 [438mm]



21.3 [541mm]

6.1 [154mm]

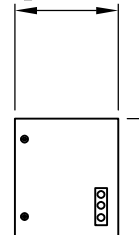
DH

DW

MATERIAL

10.8 [274mm]

14 [356mm]



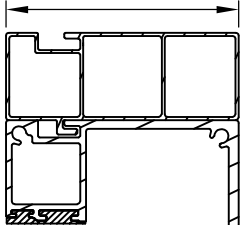
16 [406mm]

3.1 [80mm]

4.5 [114mm]

3.1 [80mm]

1.2 [30mm]



3.3 [85mm]



WE RESERVE THE RIGHT TO CHANGE SPECIFICATIONS WITHOUT NOTICE

GENERAL TOLERANCES ACC. TO DIN ISO 2768-MK  
 PLASTIC MOLDED PARTS ACC. TO DIN 16901-130  
 GEOMETRICAL TOLERANCES ACC. TO DIN ISO 1101

REV.	DESCRIPTION	DATE	ECN	BY
-	-	-	-	-
-	-	-	-	-
-	-	-	-	-
-	-	-	-	-
-	-	-	-	-
-	-	-	-	-

**HÖRMANN**

117 STARPOINTE BOULEVARD  
 BURGETTSTOWN, PA 15021-9506  
 PH: +1 (800) 365-3667 FAX: 724.385.9151  
 www.hormann.us

TITLE: LAYOUT W/OUT HOOD			
MODEL:	SR9500LS	PART #:	-
DRAWING #:	-	PAPER SIZE:	ANSI "B"
PAGE:	1 OF 1	SCALE:	1:1
QTY:	-	ENGINEER:	GJB
		DRAWN:	01/22/2020