

MODEL: SPEED GUARDIAN 5000U-42

CUSTOMER: -

ADDRESS: -

CITY & STATE: -

JOB: -

LOCATION: -

COMPANY: -

SIZE: DW= _____ DH= _____

MOTOR LOCATION: RIGHT LEFT

CONTROL BOX LOCATION: RIGHT LEFT

VOLTAGE: 208V 230-240V 360-480V

WIRING: HARD WIRED SMART START

VISION AREA:

OF VISION PANELS: - STARTING AT -"

OF PERFORATED PANELS: - STARTING AT -"

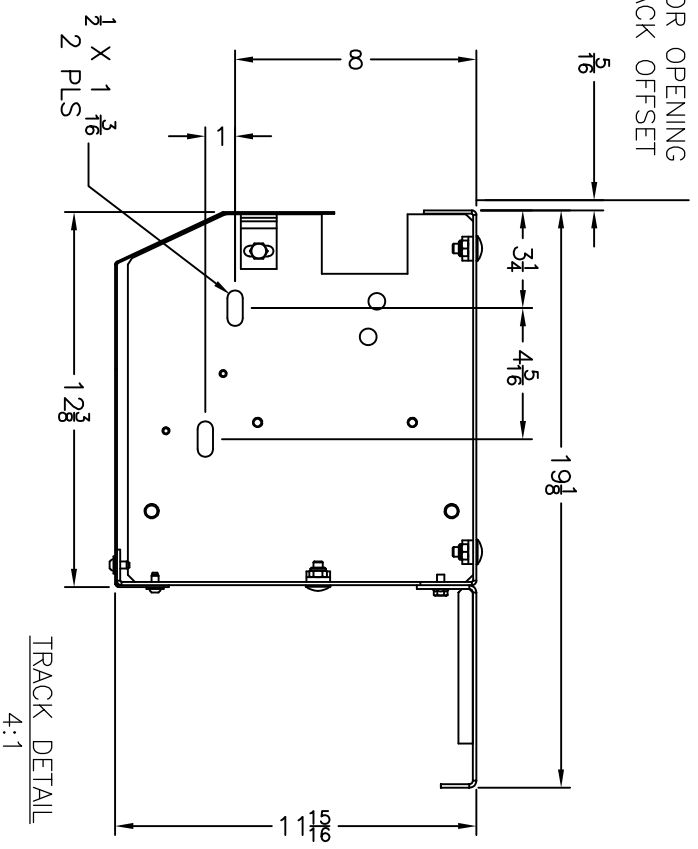
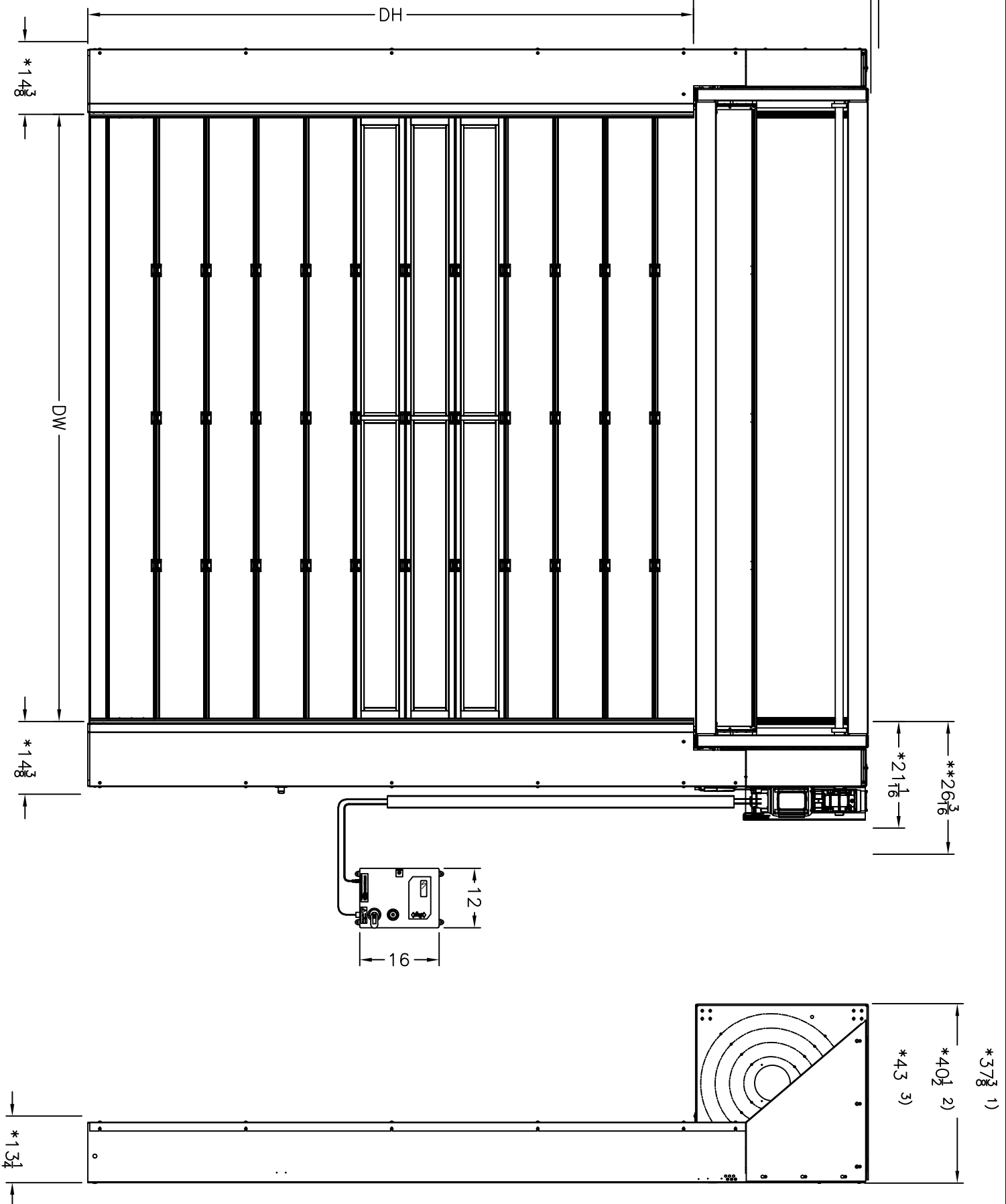
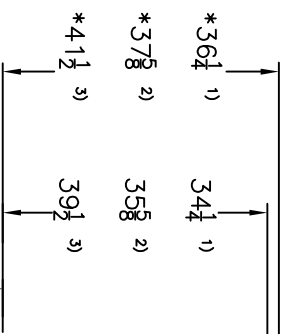
OPTIONS:

3 BUTTON PUSH STATION -

INDUCTION LOOP -

MOTION DETECTOR -

NOTES:



ALL DIMENSIONS ARE IN INCHES.

*FITTING CLEARANCE.

**SPACE REQUIRED TO FIT AND DISMANTLE THE OPERATOR.

CONTROL BOX PROJECTION IS 6 INCHES.

DRAWING SHOWN RIGHT HAND, LEFT HAND OPPOSITE.

WE RESERVE THE RIGHT TO CHANGE SPECIFICATIONS WITHOUT NOTICE



117 STARPOINTE BOULEVARD
 BURGETTSTOWN, PA 15021-9506
 PH: +1 (800) 365-3667 FAX: 724.385.9151
 www.hormann.us

TITLE: HIGH PERFORMANCE DOOR SPECIFICATIONS

MODEL: SG5000U-42 PART #: -

DRAWING #: - PAPER SIZE: ANSI "B"

PAGE: 1 OF 1 SCALE: N/A

QTY: - ENGINEER: GJB DRAWN: 7/20/2021

DW ≤ 256"	DW > 256"
1) DH ≤ 177"	1) NA
2) DH > 177" - ≤ 216"	2) NA
3) DH > 216" - ≤ 256"	3) DH ≤ 192"