



10 & 1  
WARRANTY  
YEAR

FDA  
COMPLIANT  
USDA

## HPP Impact Traffic Doors

**NEW** Food-safe double-action doors made of high performance polyethylene panels & stainless steel

**HÖRMANN**

# HPP Impact Traffic Doors

## Durable and hygienic doors for an array of applications

Hörmann High Performance Polyethylene (HPP) double-action doors are made from heavy-duty polyethylene PE 500 material which is impact and crack-resistant. Unlike others, we do not use foam-filled panels, which weaken the door panel. When combined with our special impact-resistant stainless steel hinges, our HPP doors can withstand years of wear and tear, even when subjected to extremely high stress forklift impacts. Hörmann double-action doors are impervious to moisture, resistant to acids and alkalis, and meet the most stringent hygiene standards. They are ideal for use in cold temperatures, washdown applications, and food production environments. This material is USDA / FDA / EU compliant with a ten year panel warranty and a one year warranty on all other components.

## Colors

Designs to match your facility



1



2



3

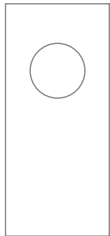
### 3 Standard Colors

- 1 RAL 9010 Pure White
- 2 RAL 5010 Gentian Blue
- 3 RAL 3000 Flame Red

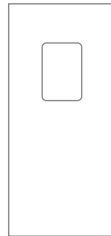
## Window Options

Selections to suit your needs

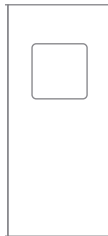
### Glazing Options HPP Impact Traffic Doors



1



2



3

### Windows / Glazing

The glazing is made of 0.60" thick acrylic glass, which is embedded flush with the door panel.

You can choose between frameless glazing and optional glazing with a stainless steel frame.

### Window Sizes and Shapes

3 sizes and shapes are available without frames as standard:

- 16" diameter round **1**
- 16" x 24" rectangular (with rounded corners) **2**
- 24" x 24" square (optional) **3**



For door widths smaller than 28", the glazing is narrower than specified above. The window center is 60" high as standard, but customized adjustments are also available.

### Stainless Steel Glazing Frame (optional)

The following sizes and shapes are available as options:

- 16" x 24" rectangular
- 24" x 24" square

Other formats are available on request.

# Innovative Hinge Design

HPP (High Performance Polyethylene Panel) Impact Traffic Door Hinge




## Durable stainless steel hinges

Hörmann HPP Impact Traffic doors are equipped as standard with hinges in AISI 304 stainless steel **1** which is a highly durable and rust-resistant steel, making the hinge maintenance-free and particularly robust. The narrow hinge design enables the widest possible passage width. The spring is encapsulated with a stainless steel housing to protect it from damage. **2** These are also zero-rise hinges, which reduce gaps between the door edge and the lintel. The stainless steel hinge is available with or without a 90° door position holding device. With this device, the door panel remains open when engaged and swings back again with a gentle tap.

## Highly adjustable spring tension

Depending on your needs, the swing action of the door can be made slower or faster by simply tightening or loosening the nuts. **3**

Hinges and all other fasteners are **stainless steel AISI 304**; **springs in AISI 301 stainless steel**. **Optional AISI 316 hardware** is available for heavy washdown and corrosive applications.



The HPP-180 has capability of opening 180°. The optional HPP-360 can be opened 360° on both sides in order to keep access routes clear and can be locked in a total of 5 positions.

**Integrated stops enable the optional HPP-360 door to be held in the following opening angles:**

- 0°
- 90° to the left
- 90° to the right
- 180° to the left
- 180° to the right



One Million Cycles



Impact Resistant



Spring Protection



HPP-180 shown here



HPP-360 (optional) shown here

# Stainless Steel Frames

Frames are **included** and are pre-assembled to your door for easy installation


We supply 4 convenient types of mounting frames (all in 304 stainless steel or **optional** 316 stainless steel) to meet any site configuration such as drywall, steel frame jambs and insulated walls.

## Key Features and Benefits

- All frames are made of stainless steel
- Durable even under varying temperatures and harsh climates
- Hygienic stainless steel is USDA and FDA compliant
- Prefabricated design provides for more efficient installation

## Stainless Steel Frame Mounting Options

- 1** Stainless steel mounting plate
- 2** Stainless steel flat profile
- 3** Stainless steel profile frame
- 4** Block frame in front of the wall



## Frame mounting according to wall type

	Option 1	Option 2	Option 3	Option 4
Masonry / Concrete	●	●	●	●
Existing Frame	●	●	●	●
Drywall, reinforced	●	●	●	●
Drywall, not reinforced	-	-	●	●
Insulated panels	-	-	●	●

● = Available - = Not available

# HPP Impact Traffic Doors


**NEW** for a vast array of industries and applications

Door Model	HPP-180	HPP-360
Panel Material	PE 500 Polyethylene	PE 500 Polyethylene
<b>Door Panel</b>		
Panel thickness (solid & non-insulated)	0.60"	0.60"
Available widths	16 – 126"	22 – 126"
Available heights	71 – 181"	71 – 181"
Max opening angle	180°	360°
<b>Windows / Glazing</b>		
Round 16" diameter	●	●
Rectangular 16" x 24"	●	●
Square 24" x 24"	○	○
Acrylic thickness	0.60"	0.60"
<b>Window Frame Options</b> (recommended for forklift traffic)		
Round 16" diameter	○	○
Rectangular 16" x 24"	○	○
Square 24" x 24"	○	○
<b>Hinge Options</b>		
AISI 301 stainless steel spring / 304 hinge enclosure	●	●
AISI 301 stainless steel spring / 316 hinge enclosure for washdown applications	○	○
Temperature Range	-22 °F to +140 °F	-22 °F to +140 °F

● = Standard availability ○ = Optional

## Other available options:

- PE 500 Impact Profiles **1**
- Loop bumpers (12", 24", and 36") **2**
- Stainless Steel Push Profiles **3**



10 Year Warranty



Impact Resistant



Single Panel



Double Panel



Food Safe




Pedestrian Passage



Forklift Resistant



Cold Tolerant  
Down to -22° F



## Selection Guide by Industry / Application

Door Model	HPP-180	HPP-360
<b>Industrial / Warehouse / Manufacturing</b>		
Fork Lift Traffic Areas	●	●
Pallet Push Cart Areas	●	●
Pedestrian Traffic Areas	●	●
<b>Supermarkets / Restaurants / Hospitals / Other</b>		
Humid Areas	●	●
Kitchen Areas	●	●
Clean Room / Hygiene Areas	●	●
Cold Storage and Freezer Rooms	●	●

● = Ideal Use

Follow us on social media



**USA**

Toll Free: 800.365.3667  
Email: info2@hormann.us  
Website: hormann.us

**Canada**

Toll Free: 866.792.9968  
Email: info@hormann.ca  
Website: hormann.ca

**HÖRMANN**