



COMMERCIAL PAN PRODUCTS

Complete Line of Commercial Steel Pan Doors



Product Details

Steel Commercial Pan Doors

WARRANTY INFORMATION



Door: 10 yr



Hardware: 1 yr



Springs: 1 yr

- **R-7.4** with Opt. Insulation
- Steel (25, 24, & 20 gauge)
- 2" Section Thickness
- White (all models) or Brown (255P & 254P)
- 3 Window Designs


Thermal Rating	<div style="width: 100%; height: 10px; background: linear-gradient(to right, orange 50%, white 50%);"></div>
Durability	<div style="width: 100%; height: 10px; background: linear-gradient(to right, orange 60%, white 40%);"></div>
Low Maintenance	<div style="width: 100%; height: 10px; background: linear-gradient(to right, orange 30%, white 70%);"></div>



255P panels are also produced in woodgrain texture for short raised panel design in white or brown color.



255P panels are produced in deep ribbed design and stucco texture surface in white or brown color.



250P and 254P panels are produced in deep ribbed design smooth texture surface in white. The 254P is also available in brown color.

Window Design Options



- 1** 24" X 6"
- 2** 24" X 12"
- 3** Clear anodized full-view aluminum section

For the 255P and 254P, windows are available standard in black and optional white or brown.

For the 250P, windows are available standard in black and optional in white.



White Ribbed Panel with 24" x 6" White Windows



Brown Ribbed Panel with 24" x 6" Black Windows



White Ribbed Panel with 24" x 6" Windows



White Short Raised Panel (available for 255P only)

Product Details

Steel Commercial Pan Doors - A Complete Line of Offerings to Meet Your Needs

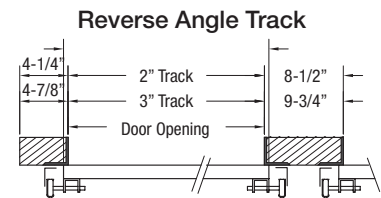
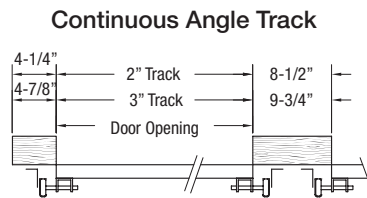
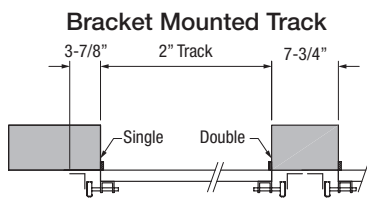
● = Standard
○ = Optional
- = Unavailable

Model	255P Standard Duty	254P Heavy Duty	250P Industrial Duty
Maximum Size Range	20'2" w x 18' h	24'2" w x 18' h	24'2" w x 18' h
Steel Gauge	25 ga.	24 ga.	20 ga.
Design Options	Deep Ribbed Short Raised Panel (only in certain configurations)	Deep Ribbed	Deep Ribbed
Texture	Stucco: Deep Ribbed Wood Grain: Short Raised Panel	Smooth	Smooth
Color Options	White Brown	White Brown	White
Glass Options (in)			
24 x 6 or 24 x 12 Black Frames	●	●	●
24 x 6 or 24 x 12 White Frames	○	○	○
24 x 6 or 24 x 12 Brown Frames	○	○	-
Clear Anodized Full-View Aluminum Section	○	○	○
Rope	●	●	●
Locks			
Slide Lock	●	●	●
T-Handle	○	○	○
Cylinder	○	○	○
Mini-Warehouse	○	○	○
Track Configuration			
Bracket Mount	●	●	●
Continuous or Reverse Angle (per weight & width rules)	○	○	○
Tapered Angle (2")	○	○	○
3" Track	○	○	○
Floor Seal			
Grey 3" Vinyl Floor Seal	●	●	●
Black 4" Vinyl Floor Seal (shipped separately)	○	○	○
Hardware			
14 ga. Hardware	●	●	●
11 ga. Hardware (end and center hinges)	○	○	○

ADDITIONAL OPTIONS

- 13 ball bearing sealed rollers 2" & 3"
- Higher Cycle Spring options: (25K, 50K & 100k)
- Optional Weather Seals: Vinyl Door Stop, Reverse angle jamb seal, header seal and bottom astragal standard & oversized

Commercial Track Mounting Options



Typical Construction for Reverse Angle
Door Width = Door Opening Width + 2
(i.e. 8'2", 10'2", 16'2", 20'2" etc.)

HÖRMANN NORTH AMERICA



Sparta, TN - North American Headquarters / Sectional Doors

FIVE PRODUCTION PLANTS, ONE FAMILY



Puyallup, WA - Sectional Doors



Montgomery, IL - Sectional Doors



Barrie, ON Canada - High Performance Doors



Burgettstown, PA - High Performance Doors

As one of the world's leading manufacturers of doors we're committed to providing the best quality, value, and selection. Whether residential, commercial or industrial, we have the door you're looking for. Each Hörmann product gives you the perfect array of benefits and options to satisfy your customers.

USA

Toll Free: 800.365.3667
Email: info@hormann.us
Website: hormann.us

Canada

Toll Free: 866.792.9968
Email: info@hormann.ca
Website: hormann.ca

Mexico

Toll Free: 52 (81) 8308 7481
Email: info@hormann.com.mx
Website: hormann.mx



AVAILABLE FROM:



Follow us on social media

