




RESIDENTIAL CARRIAGE - WOOD



	Wood-Heritage Classic™ C-Series	Wood-Heritage Classic™ E-Series	Wood Builder Collection™
			
Hörmann Classification	BEST	BEST	VALUE
R-Value	6.18	6.18	6.18
Material	Wood	Wood	Wood
Profile Design	Tongue and Groove	Tongue and Groove	Tongue and Groove
Door Thickness	2-7/8"	2-1/4"	2-1/4"
Panel Design Options	Operation Types: 3 Panel Designs: 131 (9 optional contemporary panel designs available)	Operation Types: 3 Panel Designs: 131 (9 optional contemporary panel designs available)	98 panel / window combinations
Colors	Natural wood and field paint options	Natural wood and field paint options	Natural wood + field paint option
Glass Options	Non-insulated and insulated glass available 1 pane (straight or arched) 3 pane (straight or arched) 6 pane (straight or arched)	Clear Greylite Obscure Bronze Mistlite Satin Etch Frosted Gluechip Narrow Reed White Laminated	Clear
Warranty	1-Year Materials and / or workmanship (Buyer must follow manufacturer's wood finishing requirements)	1-Year Materials and / or workmanship (Buyer must follow manufacturer's wood finishing requirements)	1-Year Materials and / or workmanship (Buyer must follow manufacturer's wood finishing requirements)
Hörmann Availability	US and Canada	US and Canada	US and Canada